

# OUR PROCESS

## 1. CHOOSE A HEADSTONE

When it comes to choosing a type of headstone there are several common types.



### FLAT MARKERS

Flat monuments normally set flush with the ground, but can be set slightly raised, depending on cemetery requirements.



### SLANT MARKERS

Slants give great visibility from a distance and like the upright monuments they also add the ability for back lettering. Slants can be placed on a base or a foundation. Foundation is required.



### UPRIGHT MONUMENTS

Upright monuments give the best visibility from a distance, and afford the best protection due to being set on a base. Base and foundation required.



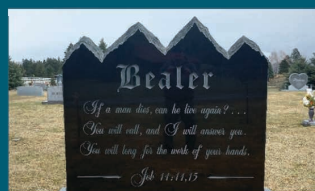
### BEVEL MARKERS

Bevel monuments have a 2" rise from front to back, going from 4 inches in the front to 6 inches in the back or 8" to 10" and are sometimes called 'Pillow' monuments. Bevels can be placed on a base or on a foundation. Foundation is required.



### DOUBLE MONUMENT

This covers two burial plots, usually for spouses and siblings. This will be dependent on cemetery requirements.



### MOUNTAIN TOP

Mountain Top monuments are one of a kind, hand chiseled and then engraved. They can be any size, but are typically 7"- 8" thick. Mountain Top Monuments are placed on a base and foundation.





### BENCH

There are various styles of benches.



### BRONZE PLAQUES

Let us help you design in bronze.



**FLAT MARKERS**

**BEVEL MARKERS**



**SLANT MARKERS**


**UPRIGHT**

## 2. SELECT A MATERIAL


When it comes to selecting headstone material, ideally you might want to select a type that weathers the elements well and lasts a long time without high maintenance.

### GRANITE

Offers the most options plus durability and affordability. You can get various colors in granite.




GEORGIA GRAY




DAKOTA MAHOGANY




BLACK




MORNING ROSE (PINK)




EMERALD GREEN



BAHAMA BLUE



BLUE PEARL



INDIAN RED

### BRONZE

Flat Marker. This is a durable material that naturally darkens over time and requires little maintenance.

### OTHER

Ask about other options!

## 3. HEADSTONE DESIGN & FINISH

Sometimes it is helpful to walk through cemeteries and look at designs and finishes. This allows you to see it in natural lighting, natural environment and sustainability in the elements.

### POLISHED

Smooth and shiny, best suited for granite but highly reflective. It also requires regular cleaning and maintenance.

### PART-POLISHED

Where only certain elements are shiny such as the base or inscription area.

### HONED

Smooth, but unpolished and non-reflective.

### PITCHED OR ROCK PITCH

A rough, natural appearance where the edges may be chiseled to look worn, fitting in with an older cemetery.

### LASER ETCHING

This can be done on black granite only, smooth and shiny, allows you to see images from photos.

## 4. CREATE AN INSCRIPTION

This is where you'll carefully choose what to have inscribed on the headstone.

### NAME

First name, middle name, middle initial, nickname, maiden name, or married name.

### DATE OF BIRTH

Fully written June 11, 1947 or 6/11/1947 or just 1947.

### DATE OF DEATH

Fully written February 10, 2021 or 2/10/2021 or just 2021.

### ARTWORK

This can include religious symbols, flowers, images, animals, or personalized image.

### FONT STYLE

This is a personal choice and there are various styles to choose.

### PHOTO

A photo can be added on a porcelain or enameled steel plate. This can be a photo of your choosing.

### BACK SIDE

This can be left blank or have an inscription. Putting a family name on the backside of a monument makes it easily identifiable from anywhere. Glacier Monuments includes the engraving of a family name on the backside of every upright and slant monument at no extra charge.

### EPITAPH/MESSAGE OF ENDEARMENT

This is a saying that can be inscribed and can be individualized. This is typically smaller print than names and dates.

## Bold Fonts

**JOHN RUBY Smith August**

Tiffany Bold

**JOHN RUBY SMITH AUGUST**

Monument Bold & Monument SR

**JOHN RUBY Smith August**

Georgia Bold

**JOHN RUBY Smith August**

Garmond Bold

**JOHN RUBY Smith August**

Americana Bold

**JOHN RUBY Smith August**

Caslon Bold ACCT

**JOHN RUBY Smith August**

Palatino Bold

**JOHN RUBY Smith August**

Titus Med ACCT

**JOHN RUBY Smith August**

Lectura Bold

## Script Fonts

*John Ruby Smith August*

Murphy Script

*John Ruby Smith August*

Zurich Calligraphic

**JOHN RUBY** *Smith August*

Zapf Chan Reg

Zapf Chan Italic

*John Ruby Smith August*

LHFGoldsmith Script

*John Ruby Smith August*

LHF Sarah Script

*John Ruby Smith August*

LE Griffe ACCT

*John Ruby Smith August*

MagicDNA

*John Ruby Smith August*

Balmoral Script

## Other Fonts

John Kathryn Smith

Gaelic

John Ruby Smith August

Olde English

JOHN RUBY SMITH AUGUST

US Government ( Veteran)

JOHN RUBY SMITH AUGUST

Romana Classico

JOHN RUBY SMITH AUGUST

Monument Condensed

John Ruby Smith August

Trebuchet MS

JOHN RUBY SMITH AUGUST

Vermarco

John Ruby Smith August

4 DuVall



### CONTACT US

406.257.9371 | [Accounting@GlacierMonuments.com](mailto:Accounting@GlacierMonuments.com)

### HOURS & APPOINTMENTS

**Hours:** Monday-Thursday 9am-4pm, Friday 9am-3pm

**Call for Appointments:** Evenings and Weekends Available